

Ski Bums for Peace™ Presents:

---

# 2017 & Beyond!

---

Scroll down for 2022!

---

1. Greatest Powder Day Ever? [Click HERE for Rick DellaRatta's "BLAST FROM THE PAST"!](#)



Ski Bums for Peace™ Founder Rick DellaRatta in *over his head powder* at Snowbird, Utah.

**2. Feature Article!** Feb. 7, 2017 - Anatomy of an Epic Run.

---

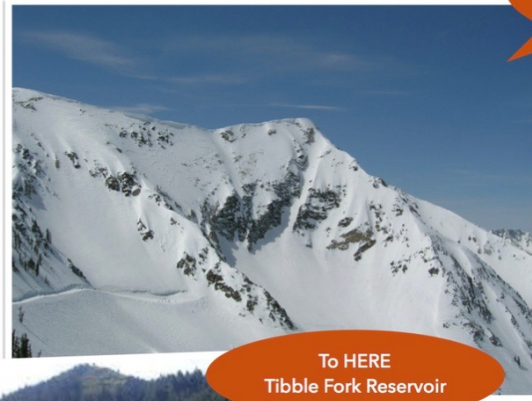
[Click HERE to read our 1st Edition of 2017!](#)

### 3. Click [HERE](#) for NEW 2017 Ski Bums for Peace Spring Edition!

---

**1. From Twin Peaks to Tibble Fork ~ Adventures in the backcountry / 2. Hoppy's Triumphant Sundance Return! / 3. Jazz for Peace™ to perform at famed Lincoln Memorial in Nations Capital!**

From [HERE](#)  
Twin Peaks Snowbird



To [HERE](#)  
Tibble Fork Reservoir



To [HERE](#)  
1st Après Season  
Concert



*January 10, 2022:*

*The Ski Bums for Peace clock started ticking in earnest with this hike to the top of the famed Alta Chutes purposely executed from the steeper ascent across from the Sugarloaf Chair leading to the superb super steep terrain in “Little Chute”.*








*January 12, 2022: Other than having to wear a mask on the Tram (& ski bus), it's for the most part "business as usual" for Rick & the "Ski Bums for Peace Posse" as exemplified in this photo taken by Guru Dave at the peak of Snowbird, Utah. Along with this trip down Scotty's Bowl where I was able to hitchhike back thanks to a ride from an Iranian Travel Agent.*






## Feb. 2, 2022 ~ Great Scott “Before & After”



And as seen below from Guru Dave's Blog at  
<http://www.gurudavepowers.com/>

Archived Versions: <https://jazzforpeace.org/gurudave222.pdf>  
and <http://www.gurudavepowers.com/2022/02/>



Rick The Jazz Man got Great Scott untracked first thing this morning and took advantage of the smooth carpet.

Clouds were still pouring over the hill from the North and the Sun and visibility went in and out as the clouds moved through. The front of the hill was really feeling good with some of the big drops prepared for the occasion. Traffic was very light and walk on Trams was





2/6/22: second hike of the day up Baldy from the Snowbird side found me skiing part of my run with Snowbird Ski Patrol:



2/8/22: Truth was displayed in all it's glory at the "Tribute to Leopard Man" held today at 1pm on the 2nd floor at the top of Snowbird where we paid our respects and reflected on our memories.





2/28/22 - On the last day of February the Ski Bums for Peace Posse hiked up and visited Alta's gorgeous and challenging Main Chute. See video here:



Sunday March 6, 2022

Untracked powder turns like this are hard to come by on a super busy Sunday at Snowbird/Alta so you've got to milk it for all you can get when you get them.





## MID MARCH MADNESS

1. Boundary Bowl - Special thanks to Ski Bums for Peace Posse Member Joey for leading the way on this Pow Grab! (Click below for Video!)



## 2. Playing some tunes for friends at The Peruvian





3. Arm Pit at Alta - Click below for Video by David Sherman of [ImageStockHouse.com](http://ImageStockHouse.com)





Caption: An abbreviated Ski Bums Posse prepares for a Gnarly hike up to the Boundary Bowl at Snowbird, Utah on March 16, 2022.

From Right to Left: Colorado Karl, Whiskey, Olivia, and Yours Truly.

**Monday March 21, 2022** was a last vestige of Winter in the Wasatch before a warming trend takes over for the coming 5 days until new snow arrives on Sunday. The cold temps kept yesterday's new snow at optimum quality leading to epic turns on Upper Baldy as exemplified in Guru Dave's Report (see below) along with an amazing "Little Cloud in Little Cloud" sighting captured by Ski Bums for Peace™ Video & Photography (see also below).





West facing aspects.



Rick The Jazz Man getting the goods out on Baldy today

The fresh untracked corduroy was insane this morning that let you dial in your inner Ligety on every turn. Tomorrow, look for another rippin' day on the hill, where still soft lines are still waiting, the groomers will be amazing once again, and traffic will be a bit lighter. The Sun will be shining and it will be full on ground pounding fun all day. It is supposed to be getting much warmer, pay attention to the aspect when making choices as you go forward. Don't Forget To SIZZLE!!

**EARLY START**

3-20-22



Skiing a “chute inside a chute” in South Chute at Snowbird on one of the last days of March 2022. Click below for VIDEO!



April 2, 2022 ~ On the 8.30AM Tram getting a VIP Run a half hour before the mountain opens thanks to Ski Bums for Peace Posse Member (and Snowbird Mountain Host) “Provo Stevo” (in Green Jacket).





April 2, 2022 - Climbing up High Baldy from the Alta side to ski the Rarely open “Perla’s” (<https://fatmap.com/guidebooks/266/the-best-freeride-lines-around-alta-and-snowbird/adventures/routeid/12769/perla's>) as featured in Guru Dave’s Snow Report at [www.gurudavepowers.com](http://www.gurudavepowers.com)

Wi-Fi Calling 10:05 PM 97%

As indicated yesterday, there were still some outlying lines that could be accessed if you looked that were the last of the goods of the last storm cycle.



Rick The Jazz Man scored this last vestige of freshness on Perla’s during an access ascent into ALTA. He’s been working the vacant lines all season.

Tomorrow, look for another Spring day, with Sun, wide open Groomers, and fun rippin’ on all sides of the hill.

Not Secure — [gurudavepowers.com](http://gurudavepowers.com)

April 5, 2022 brought high winds and snow to the festivities. Little did I know my famous quote would be immortalized at the Snowbird Gad 2 chairlift directly following this amazing quote by Bob Marley that had been featured yesterday - “The greatness of a man is not in how much wealth he acquires, but in his integrity and his ability to affect those around him positively.” Special thanks to Paul (pictured) for choosing such inspiring quotes for the skiers to be enlightened and including mine!



See additional feature here: <http://www.gurudavepowers.com/2022/04/>



April 6, 2022 brought sun and visibility allowing Doug, Susan and yours truly to find some killer windblown lines to ski off of The Cirque as pictured in this photo by Doug:



April 13, 2022 ~ Powder to the People.






Mint 12:14 AM 93%


## GREAT ADDITION

4-13-22

More medium density Essence was delivered overnight and The Faithful were in full attendance for the goodness. The density being a bit higher, created a good cushion to mitigate the old layer. Still, there were echos that made you pay attention. The overall consistency of the pack was much better all over the hill. There were plenty of fresh lines to ply. Anderson's hill and Lower Primrose Path had a nice smoothing treatment, which got covered with the overnight accumulation that made those lines exquisite all morning long.



Rick The Jazz Man in the Zone and driving hard.



- ### Older
- April 2022
  - March 2022
  - February
  - January 2022
  - December
  - November
  - September
  - May 2021
  - April 2021
  - March 2021
  - February
  - January 2021

## 4/18/22 Last run of the season.

### GOOD TIMING

4-18-22

Aspect and timing were key this morning, with Powder Paradise offering the best feel as the lower elevations on the hill were in need of some time. The Sun was working the back and good traction was fun and easy. On the front of the hill, Peruvian Gulch had a mix of choices with dry chalk up high and tenderized lines lower down on the hill. The Grooming Crew had done a great job keeping the mat so consistent.



Rick, The Jazz Man got the last of the goods yesterday out under the Sunday Cliffs.



### Older Articles

- [April 2022](#)
- [March 2022](#)
- [February 2022](#)
- [January 2022](#)
- [December 2021](#)
- [November 2021](#)
- [September 2021](#)
- [May 2021](#)
- [April 2021](#)
- [March 2021](#)
- [February 2021](#)
- [January 2021](#)

PS: 4/17 - Last run of the day was Baldy to Armpit to a completely untracked Door Knob



# Introduction to ePub

Use paragraph styles to create a book that looks great and is easy to navigate in ebook readers like iBooks. Paragraph styles in Pages make it simple to create a unique look for each part of your book — chapter names, topic headings, body text, and more.

Styles can be used to indicate how you want your book to be organized when exported to ePub format. To see how, make sure the Format inspector is open, then click the Table of Contents on the previous page. This opens the Table of Contents pane of the Format inspector, which displays a list of paragraph styles. The paragraph styles you select determine how your ePub file is organized and what content appears in its Table of Contents. For example: Select the Chapter Name style to begin a new chapter each time that style appears and include chapter names in the ePub file's Table of Contents.

Keep in mind that text colors may look different in ePub format, and that on export, document text sizes are translated into three sizes — small, medium, and large.

## Getting Started

Simply delete these instructions and add your own content. Replace the existing styled paragraphs by typing or pasting in your own text. Choose styles from the Text pane of the Format inspector as needed, or modify them to create your own.

Chapter Number

# Chapter Name

## *Chapter Subtitle*

Use the Chapter Number style to add a distinct chapter number at the beginning of a chapter. Chapter numbers aren't displayed in the Table of Contents.

Use the Chapter Name style to clearly label each chapter or section in your book. Chapter names are displayed in the Table of Contents.

The Chapter Subtitle style is useful for adding more descriptive information underneath the chapter name.

## Heading

Use the Heading style to break each chapter up into unique subsections. In the Table of Contents, headings are indented underneath chapter names with a distinctive look. They make it easy for readers to find and jump to specific content.

Use the Block Quote style for longer quotes. The Block Quote style will indent your text on both sides of the quote. When you're finished typing the quote, press Return on your keyboard, then choose a different style from the Text pane of the Format inspector.

## *Subheading*

Use the Subheading style to break a Heading style topic into smaller parts. Paragraphs that use the Subheading style aren't displayed in the Table of Contents.

## Tables

Tables look best when you create them in Pages, rather than add them as images. Your readers will be able to enlarge the content and get definitions even in table cells.

Table Style 1	Table Style 1
Table Style 2	Table Style 3
Table Style 2	Table Style 3

Use the Caption style to describe images, charts, tables, and other visuals in your document.